

SERIES 97

Half-Pitch

FEATURES

- Half the Size of Standard DIP Switches
- Available in 2, 4, 6, 8, and 10 Positions
- Low Profile
- Less Mass for Easy Vacuum Pick & Place

APPLICATIONS

Used in any DIP application where space is at a premium such as notebook computers, hand-held radios, industrial control products, CD-ROM drives, cellular base stations and coin changers.




Fig. 1 Series 97C DIMENSIONS In inches (and millimeters)

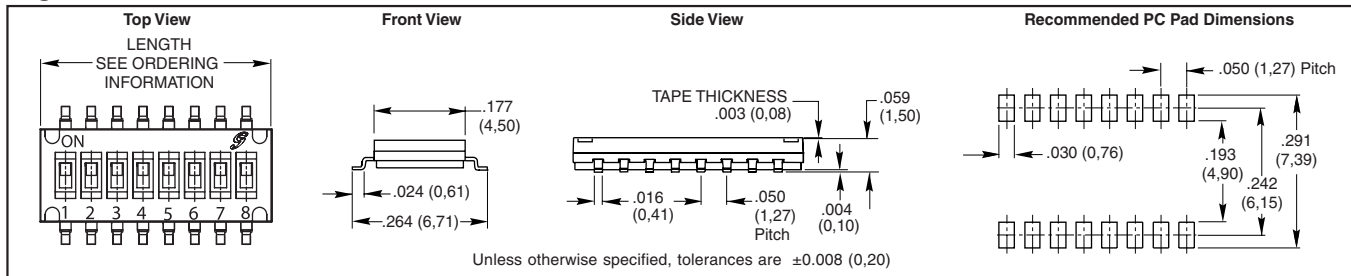
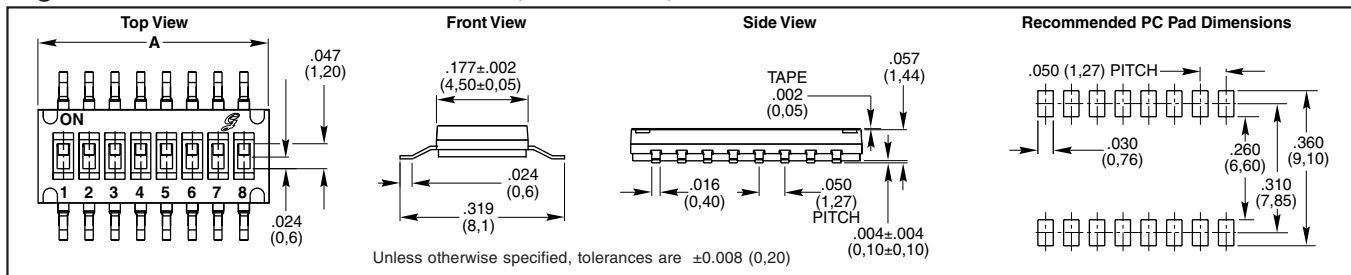


Fig. 2 Series 97R DIMENSIONS In inches (and millimeters)



SPECIFICATIONS

Electrical Ratings

Contact Rating: 25 mA at 24 Vdc switching; 100 mA at 50 Vdc non-switching

Contact Resistance: 100 mΩ max, initially
Insulation Resistance: 100 MΩ minimum at 100 Vdc

Dielectric Strength: 300 Vac for one minute

Switch Capacitance: 5pF maximum

Contact Arrangement: SPST

Mechanical Ratings

Life: 1,000 cycles minimum

Operation Force: 500 gF

Mechanical Shock: MIL-STD-202F, Method, 213B, Test Condition A. Gravity: 50G's (peak value), 11 m/sec. Direction and times: 6 sides and 3 times in each direction.

Vibration: MIL-STD-202F, Method 201A. Passed 6 hours (2 hours in each) of three

perpendicular planes at a cycle of 10-55-10Hz/1 minute.

Operating Temperature Range: -40 to 85°C

Storage Temperature Range: -40 to 85°C

Materials

Base and Cover: UL94V-0 Nylon, black

Actuators: UL94V-0 Nylon thermoplastic, white

Base Contacts: Alloy copper with gold-plating over nickel

Terminals: Brass with gold-plating

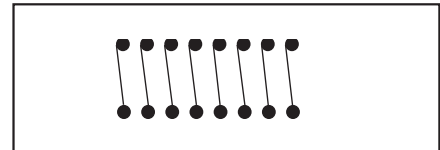
Tape Seal: Kapton

Soldering Information

Vapor phase and IR-reflow soldering can be applied. With stands 255°C peak temperature.

All DIP switches are shipped in the "ON" position.

CIRCUITRY



Cleaning: Tape sealed versions are capable of withstanding washing processes using alcohol-based solvents only. Water or other water-based solvent washing processes are not recommended. Care should be taken to avoid flux adhering to the switch body from the circuit board soldering process. The switch should be allowed to cool for at least 3 minutes between the end of the solder process and the beginning of the wash process. The solvent stage of the cleaning process is not to exceed 1 minute and the whole wash process is not to exceed 3 minutes. Ultrasonic or pressure wash cleaning is not recommended.

Packaging Information

Tube: 125 pcs/tube (2 positions), 75 pcs/tube (4 positions), 54 pcs/tube (6 positions), 40 pcs/tube (8 positions), 33 pcs/tube (10 positions).

Tape and Reel: 97C: 4,000 pcs/reel (all positions). 97R: 2500 pcs/reel (all positions).

ORDERING INFORMATION

<p>97C06SRT</p>	Series: 97C see fig. 1, 97R see fig. 2
	Positions: 02 = .148 (3,76), 04 = .248 (6,30), 06 = .348 (8,84), 08 = .448 (11,38), 10 = .548 (13,92)
	T= RoHS compliant
	Packaging: Blank = Tube, R = Tape and Reel (see pkg note)
	Seal: Blank = Unsealed, S = Top Tape Seal