



**Important notes about Classic Panel Mount Indicator Catalog Pages**

**SCROLL DOWN TO VIEW CATALOG PAGE**

This catalog page is out-of-print and is used with the understanding that the information shown could be out-of-date. In many cases, part numbers shown on this page are discontinued. Most notably, many “Complete Assembly” parts, which consist of a cap and a base, can no longer be ordered by the 14-digit ordering code. To obtain these parts, please order the cap and base part numbers separately. This process provides the components contained with the original “Complete Assembly” part number.

All Dialight Classic Panel Mount Indicators need a leading 3-digit numerical series. In some cases, this catalog will show a 2-digit series. In this case, please add a leading zero. For example, 81-0211-300 becomes 081-0211-300.

Part numbers listed on Dialight catalog pages designate parts with Red lenses. For ordering lens colors other than red, consult the chart below. In most cases, the color is dictated by the 7<sup>th</sup> digit. For example, 095-0932-003 for a green cap.

Lens Colors	
1 - Red	5 - White
2 - Green	6 - Light Yellow
3 - Yellow	7 - Clear
4 - Blue	

[Click here for a cross reference guide to assembly part numbers.](#)

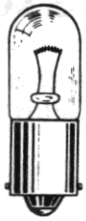
[Click here to view Frequently Asked Questions concerning Panel Mount Indicators.](#)

**SCROLL DOWN TO VIEW CATALOG PAGE**

# Miniature Incandescent Indicators

FOR MOUNTING IN 11/16" CLEARANCE HOLE

PER MIL-L-3661B



T-3 1/4  
MINIATURE  
BAYONET BASE

See lamp ratings  
on page K.

## MATERIALS AND FINISHES

- Mounting Bushing and Lens Holder: Brass, black nickel finish
- Mounting Nut: Brass, white nickel finish
- Internal-tooth Lockwasher: Phosphor bronze, white nickel finish
- Terminals: Solder — Brass, hot-tinned with elongated slot

Recognized under the component  
program of Underwriters'  
Laboratories Inc.

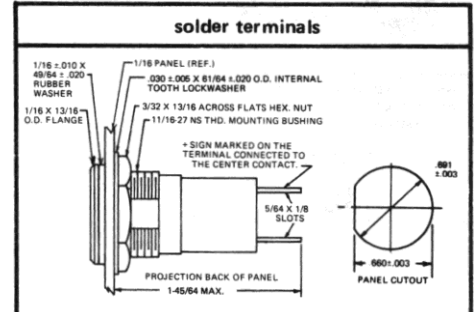
75W., 125V.



373 SERIES  
375 SERIES  
376 SERIES

BASE PART NUMBERS

WITH SCREW-IN LENS CAPS



LH76/3 373-0410-01-203

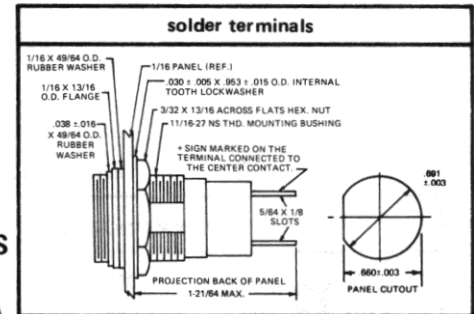
CAP PART NUMBERS

COMPLETE ASSEMBLY PART NUMBERS

	<p>LC14 81-0131-203 convex, transparent</p>	<p>373-0410-0131-203</p>
	<p>LC17 203-0131-203 convex, mech. dimmer complete blackout</p>	<p>375-0410-0131-203</p>
	<p>LC18 204-0131-203 convex, mech. dimmer semi-blackout</p>	<p>376-0410-0131-203</p>

Part numbers shown in gray are normally  
in inventory at your Dialight Distributor.

WITH SCREW-ON LENS CAPS



LH77/3 377-0410-11-203

377 SERIES

BASE PART NUMBERS

CAP PART NUMBERS

COMPLETE ASSEMBLY PART NUMBERS

	<p>LC19 169-1131-203 stovepipe, transparent</p>	<p>377-0410-1131-203</p>
	<p>LC20 169-1191-203 stovepipe internal fluting</p>	<p>377-0410-1191-203</p>

Part numbers listed in this catalog designate products with RED lens.  
For ordering lens colors other than red, consult chart on page 2D.

Order complete with lamp to be assured of receiving the  
indicator light and correct lamp together for immediate use.