

NOTES: (K)

- 1. WIRING SCHEMATIC INDICATES CONTACTS MADE OPPOSITE FROM THE DIRECTION OF BUTTON TRAVEL AS VIEWED FROM TERMINAL END.
- 2.  $\varnothing .995$  TOLERANCE FOR AREA INDICATED
- 3. INTERNAL PRODUCT IMPROVEMENT REVISIONS EFFECTIVE DATE CODE 7936, DO NOT AFFECT ENVELOPE OR FUNCTION
- 4. DRAWING TO BE INTERPRETED IN ACCORDANCE WITH THE CURRENT REVISION OF ASME Y14.5M.
- 5. THIS PART/PRODUCT IS TO BE MANUFACTURED WITH THE APPLICABLE REGULATIONS OF EC DIRECTIVES 2002/95/EC AND 2002/96/EC, RESTRICTION OF THE USE OF HAZARDOUS SUBSTANCES IN ELECTRICAL AND ELECTRONIC EQUIPMENT (RoHS) AND WASTE ELECTRICAL AND ELECTRONIC EQUIPMENT (WEEE).

**CHARACTERISTICS**

**ELECTRICAL:**

RATINGS:	30 VDC		
LOAD	SEA LEVEL	70,000 FT.	
RESISTIVE	5 AMPS	-----	
INDUCTIVE	3 AMPS	-----	
DWV	1050 VRMS	400 VRMS	

LIFE: 100,000 CYCLES

**MECHANICAL:**

OPERATING FORCE: 32±8 OZS.  
 RELEASE FORCE: 8 OZ. MIN.  
 PRETRAVEL: 10" MAX.  
 OVERTRAVEL: 2" MIN.

**PHYSICAL:**

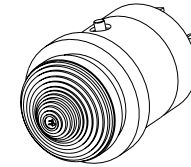
ENCLOSURE DESIGN: 2 (DUSTTIGHT)  
 PER MIL-PRF-8805  
 BUTTON: BLACK NYLON  
 CASE: BLACK ANODIZED ALUMINUM ALLOY  
 PER MIL-A-8625

**MARKING:** (K)

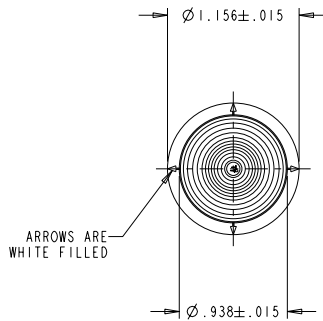
OTTO  
 21649, T4-0010  
 SIKORSKY AIRCRAFT  
 PN70901-02906-101  
 PAT NO. 3,828,148  
 & DATE CODE (YYWW)

T4-0010

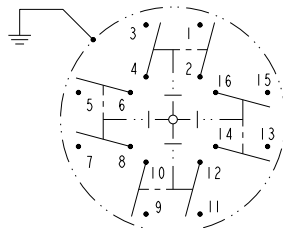
REV	OCN #	DATE	APR
J	961725	29 APR 96	
K	051190	14 AUG 09	RAS



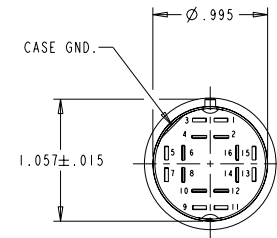
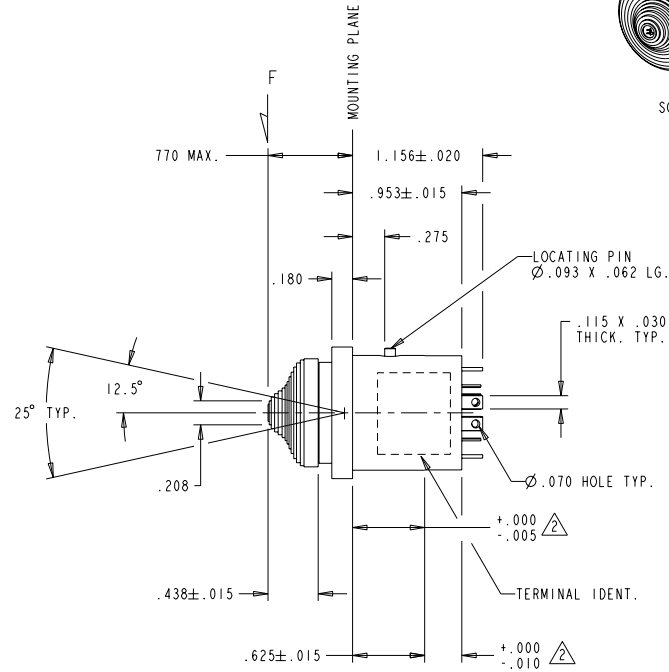
SCALE 1:1



ARROWS ARE WHITE FILLED



SCHEMATIC  $\triangle$



CASE GND.

- MANUFACTURING
- ▲ SPC

UNLESS OTHERWISE SPECIFIED:  
 DIMENSIONS ARE IN INCHES.  
 TOLERANCES:  
 .XX ±.03  
 .XXX ±.010  
 ANGLES ±2°  
 DO NOT SCALE

**OTTO**  
 CARPENTERSVILLE, ILLINOIS USA

THIS DOCUMENT IS THE CONFIDENTIAL PROPERTY OF OTTO ENGINEERING, INC.. IT IS NOT TO BE USED IN ANY WAY DETRIMENTAL TO THE INTERESTS OF OTTO ENGINEERING, INC..

**DESCRIPTION**

T4, SWITCH  
 TOGGLE, 4-WAY

DRWN. ELF	SIZE B	FSCM NO 21649	DRAWING NO. T4-0010	REV. K
CHKD. RAS				
APPD. SPM				
WT.	THIRD ANGLE PROJECTION	Scale 1:1	Sheet 1 OF 1	